

# Ressources

## Types et Tailles de conteneurs

Les dimensions sont à titre indicatif seulement.



### 20' Dry

Length: 5.90 m  
Width: 2.34 m  
Height: 2.28 m

Door width: 2.33 m  
Door height: 2.28 m  
Max payload: 26.00 t



### 20' Open top

Length: 5.90 m  
Width: 2.34 m  
Height: 2.28 m


Door width: 2.33 m  
Door height: 2.24 m  
Max payload: 26.00 t



### 20' Flat rack

Length: 5.90 m  
Width: 2.34 m  
Height: 2.21 m


Max payload: 28.00 t



### 40' Dry

Length: 12.03 m  
Width: 2.34 m  
Height: 2.28 m


Door width: 2.34 m  
Door height: 2.28 m  
Max payload: 28.00 t



### 40' Dry high-cube

Length: 12.03 m  
Width: 2.34 m  
Height: 2.69 m

Door width: 2.34 m  
Door height: 2.58 m  
Max payload: 28.00 t



### 40' Reefer high-cube

Length: 11.58 m  
Width: 2.28 m  
Height: 2.54 m

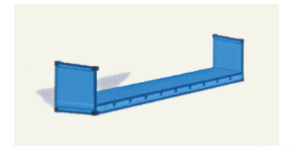
Door width: 2.27 m  
Door height: 2.54 m  
Max payload: 28.00 t



### 40' Open top

Length: 12.02 m  
Width: 2.34 m  
Height: 2.28 m


Door width: 2.34 m  
Door height: 2.24 m  
Max payload: 27.00 t



### 40' Flat rack

Length: 11.65 m  
Width: 2.37 m  
Height: 1.97 m

Max payload: 39.00 t



### 45' Dry high-cube

Length: 13.58 m  
Width: 2.34 m  
Height: 2.68 m

Door width: 2.34 m  
Door height: 2.58 m  
Max payload: 26.00 t